

GHCL Limited				
Shareholding Pattern under Regulation 31 of SEBI (Listing Obligations and Disclosure Requirements) Regulations, 2015				
1	Name of Listed Entity: GHCL Limited (Pre-Scheme Shareholding Pattern as on September 30, 2021)			
2	Scrip Code/Name of Scrip/Class of Security: 500171/GHCL /Equity			
3	Share Holding Pattern Filed under: Reg. 31(1)(a) / Reg. 31(1)(b) / Reg. 31(1)(c)			
	a.	If under 31(1)(b) then indicate the report for Quarter ending: September 30, 2021		
	b.	If under 31(1)(c) then indicate date of allotment/extinguishment:		
4	Declaration: The Listed entity is required to submit the following declaration to the extent of submission of information:-			
		Particulars	Yes*	No*
	1	Whether the Listed Entity has issued any partly paid up shares?		No
	2	Whether the Listed Entity has issued any Convertible Securities or Warrants?		No
	3	Whether the Listed Entity has any shares against which depository receipts are issued?		No
	4	Whether the Listed Entity has any shares in locked-in?		No
	5	Whether any shares held by promoters are pledge or otherwise encumbered?	Yes	
	6	Whether the Listed Entity has issued any differential Voting Rights?		No
	7	Whether the Listed Entity has issued any Warrants ?		No
	8	Whether the listed entity has any significant beneficial owner?		No
* If the Listed Entity selects the option 'No' for the questions above, the columns for the partly paid up shares, Outstanding Convertible Securities/Warrants, depository receipts, locked-in shares, No of shares pledged or otherwise encumbered by promoters, as applicable, shall not be displayed at the time of dissemination on the Stock Exchange website. Also wherever there is 'No' declared by Listed Entity in above table the values will be considered as 'Zero' by default on submission of the format of holding of specified securities.				
5	The tabular format for disclosure of holding of specified securities is as follows:			



GHCL Limited
Table I - Summary Statement holding of specified securities (September 30, 2021)

Category	Category of shareholder	Number of shareholders	No. of fully paid up equity shares held	No. of Partly paid-up equity shares held	No. of shares underlying Depository Receipts	Total nos. shares held	Shareholding as a % of total no. of shares (calculated as per SCRR, 1957)	Number of Voting Rights held in each class of securities			No. of Shares Underlying Outstanding convertible securities (including Warrants)	Shareholding as a % assuming full conversion of convertible securities (as a percentage of diluted share capital)	Number of Locked in shares		Number of Shares pledged or otherwise encumbered		Number of equity shares held in dematerialised form	
								No of Voting Rights					Total as a % of (A+B+C)	No. (a)	As a % of total Shares held(b)	No. (a)		As a % of total Shares held(b)
								Class eg: X	Class eg: y	Total								
(I)	(II)	(III)	(IV)	(V)	(VI)	(VII) = (IV)+(V)+(VI)	(VIII)As a % of (A+B+C2)	(IX)			(X)	(XI)= (VII)+(X) As a % of (A+B+C2)	(XII)		(XIII)		(XIV)	
(A)	Promoter & Promoter Group	37	18187810	0	0	18187810	19.0746	18187810	0	18187810	19.0746	0	19.0746	0	0.0000	200244	0.2100	18187810
(B)	Public	70604	77162976	0	0	77162976	80.9254	77162976	0	77162976	80.9254	0	80.9254	0	0.0000	N.A	0.0000	74884194
(C)	Non Promoter - Non Public	0	0	0	0	0	0.0000	0	0	0	0.0000	0	0.0000	0	0.0000	0	0.0000	0
(C1)	Shares Underlying DRs	0	0	0	0	0	0.0000	0	0	0	0.0000	0	0.0000	0	0.0000	0	0.0000	0
(C2)	Shares Held By Employee Trust	0	0	0	0	0	0.0000	0	0	0	0.0000	0	0.0000	0	0.0000	0	0.0000	0
	Total	70641	95350786	0	0	95350786	100	95350786	0	95350786	100	0	100	0	0.0000	200244	0.2100	93072004


Note:1 Pursuant to the requirement of SEBI circular no. SEBI/HO/CFD/CMD/CIR/P/2017/128 dated December 19, 2017, shareholding of public shareholders as well as promoter & promoter group which are having more than one folio, have been consolidated on the basis of their PAN. However, total number of shareholders on the basis of their folio number are 72023 shareholders consisting of 42 promoter & promoters group and 71981 public shareholders.



GHCL Limited

Table II - Statement showing shareholding pattern of the Promoter and Promoter Group (September 30, 2021)

Category	Category & Name of shareholders	Shareholder Type	Nos. of shareholders	No. of fully paid up equity shares held	No. of Partly paid-up equity shares held	No. of shares underlying Depository Receipts	Total nos shares held	Shareholding as a % of total no. of shares (calculated as per SCRR, 1957)	Number of Voting Rights held in each class of securities			No. of Shares Underlying Outstanding convertible securities (including Warrants)	Shareholding, as a % assuming full conversion of convertible securities (as a percentage of diluted share capital)	Number of Locked in shares		Number of Shares pledged or otherwise encumbered		Number of equity shares held in dematerialised form	
									No of Voting Rights					Total as a % of (A+B+C)	No. (a)	As a % of total Shares held(b)	No. (a)		As a % of total Shares held(b)
									Class Equity (One share one vote)	Class eg: y	Total								
	(I)		(II)	(III)	(IV)	(V)	(VI) = (III)+(IV)+ (V)	(VII) As a % of (A+B+C2)	(VIII)			(IX)	(X) = (VI)+(X) As a % of (A+B+C2)	(XI)		(XII)	(XIII)		
1	Indian																		
(a)	Individuals / Hindu Undivided Family		3	787274	0	0	787274	0.8257	787274	0	787274	0.8257	0	0.8257	0	0.0000	0	0.0000	787274
	Anurag Dalmia (HUF)	Promoter	1	572774	0	0	572774	0.6007	572774	0	572774	0.6007	0	0.6007	0	0.0000	0	0.0000	572774
	Anurag Dalmia	Promoter	1	110000	0	0	110000	0.1154	110000	0	110000	0.1154	0	0.1154	0	0.0000	0	0.0000	110000
	Neelabh Dalmia	Promoter	1	104500	0	0	104500	0.1096	104500	0	104500	0.1096	0	0.1096	0	0.0000	0	0.0000	104500
(b)	Central Government / State Government(s)		0	0	0	0	0	0.0000	0	0	0	0.0000	0	0.0000	0	0.0000	0	0.0000	0
(c)	Financial Institutions / Banks		0	0	0	0	0	0.0000	0	0	0	0.0000	0	0.0000	0	0.0000	0	0.0000	0
(d)	Any Other (Specify)											0.0000						0.0000	
	Bodies Corporate		31	11887636	0	0	11887636	12.4673	11887636	0	11887636	12.4673	0	12.4673	0	0.0000	0	0.0000	11887636
	Gems Commercial Company Limited	Promoter	1	2940207	0	0	2940207	3.0836	2940207	0	2940207	3.0836	0	3.0836	0	0.0000	0	0.0000	2940207
	Oval Investment Pvt Ltd	Promoter	1	2588848	0	0	2588848	2.7151	2588848	0	2588848	2.7151	0	2.7151	0	0.0000	0	0.0000	2588848
	Lhonak International Private Limited	Promoter	1	1365599	0	0	1365599	1.4322	1365599	0	1365599	1.4322	0	1.4322	0	0.0000	0	0.0000	1365599
	Hindustan Commercial Company Limited	Promoter	1	2944737	0	0	2944737	3.0883	2944737	0	2944737	3.0883	0	3.0883	0	0.0000	0	0.0000	2944737
	Carissa Investment Pvt Ltd	Promoter	1	481752	0	0	481752	0.5052	481752	0	481752	0.5052	0	0.5052	0	0.0000	0	0.0000	481752
	Golden Tobacco Limited	Promoter	1	16578	0	0	16578	0.0174	16578	0	16578	0.0174	0	0.0174	0	0.0000	0	0.0000	16578
	Harvatex Engineering And Processing Company Limited	Promoter	1	415723	0	0	415723	0.4360	415723	0	415723	0.4360	0	0.4360	0	0.0000	0	0.0000	415723
	Anurag Trading Leasing And Investment Company Pvt Ltd	Promoter	1	287200	0	0	287200	0.3012	287200	0	287200	0.3012	0	0.3012	0	0.0000	0	0.0000	287200
	WGF Financial Services Ltd	Promoter	1	378807	0	0	378807	0.3973	378807	0	378807	0.3973	0	0.3973	0	0.0000	0	0.0000	378807
	Dalmia Finance Ltd	Promoter	1	200244	0	0	200244	0.2100	200244	0	200244	0.2100	0	0.2100	0	0.0000	200244	100.0000	200244
	Archana Trading And Investment Company Pvt. Ltd.	Promoter	1	132848	0	0	132848	0.1393	132848	0	132848	0.1393	0	0.1393	0	0.0000	0	0.0000	132848
	Bharatpur Investment Limited	Promoter	1	38842	0	0	38842	0.0407	38842	0	38842	0.0407	0	0.0407	0	0.0000	0	0.0000	38842
	Sanjay Trading Investment Company Private Limited	Promoter	1	29100	0	0	29100	0.0305	29100	0	29100	0.0305	0	0.0305	0	0.0000	0	0.0000	29100
	General Exports And Credits Limited	Promoter	1	17000	0	0	17000	0.0178	17000	0	17000	0.0178	0	0.0178	0	0.0000	0	0.0000	17000
	Pashupatinath Commercial Pvt. Ltd.	Promoter	1	15000	0	0	15000	0.0157	15000	0	15000	0.0157	0	0.0157	0	0.0000	0	0.0000	15000
	Sovereign Commercial Pvt.Ltd.	Promoter	1	6000	0	0	6000	0.0063	6000	0	6000	0.0063	0	0.0063	0	0.0000	0	0.0000	6000




	Dalmia Housing Finance Ltd	Promoter	1	5707	0	0	5707	0.0060	5707	0	5707	0.0060	0	0.0060	0	0.0000	0	0.0000	5707
	Trishul Commercial Pvt. Ltd.	Promoter	1	5100	0	0	5100	0.0053	5100	0	5100	0.0053	0	0.0053	0	0.0000	0	0.0000	5100
	Swastik Commercial Pvt.Ltd.	Promoter	1	3700	0	0	3700	0.0039	3700	0	3700	0.0039	0	0.0039	0	0.0000	0	0.0000	3700
	Alankar Commercial Private Limited	Promoter	1	2600	0	0	2600	0.0027	2600	0	2600	0.0027	0	0.0027	0	0.0000	0	0.0000	2600
	Ricklunsford Trade And Industrial Investment Ltd	Promoter	1	1960	0	0	1960	0.0021	1960	0	1960	0.0021	0	0.0021	0	0.0000	0	0.0000	1960
	Chirawa Investment Limited	Promoter	1	1860	0	0	1860	0.0020	1860	0	1860	0.0020	0	0.0020	0	0.0000	0	0.0000	1860
	Lakshmi Vishnu Investment Limited	Promoter	1	1860	0	0	1860	0.0020	1860	0	1860	0.0020	0	0.0020	0	0.0000	0	0.0000	1860
	Mourya Finance Limited	Promoter	1	1860	0	0	1860	0.0020	1860	0	1860	0.0020	0	0.0020	0	0.0000	0	0.0000	1860
	Sikar Investment Company Limited	Promoter	1	1800	0	0	1800	0.0019	1800	0	1800	0.0019	0	0.0019	0	0.0000	0	0.0000	1800
	Antarctica Investment Pvt Ltd	Promoter	1	768	0	0	768	0.0008	768	0	768	0.0008	0	0.0008	0	0.0000	0	0.0000	768
	Comosum Investment Pvt Ltd	Promoter	1	701	0	0	701	0.0007	701	0	701	0.0007	0	0.0007	0	0.0000	0	0.0000	701
	Lovely Investment Pvt Ltd	Promoter	1	645	0	0	645	0.0007	645	0	645	0.0007	0	0.0007	0	0.0000	0	0.0000	645
	Altar Investment Pvt Ltd	Promoter	1	318	0	0	318	0.0003	318	0	318	0.0003	0	0.0003	0	0.0000	0	0.0000	318
	Iiac Investment Private Limited	Promoter	1	217	0	0	217	0.0002	217	0	217	0.0002	0	0.0002	0	0.0000	0	0.0000	217
	Dear Investment Pvt Ltd	Promoter	1	55	0	0	55	0.0001	55	0	55	0.0001	0	0.0001	0	0.0000	0	0.0000	55
	Trust		1	5000	0	0	5000	0.0052	5000	0	5000	0.0052	0	0.0052	0	0.0000	0	0.0000	5000
	Ram Krishna Dalmia Foundation	Promoter Group	1	5000	0	0	5000	0.0052	5000	0	5000	0.0052	0	0.0052	0	0.0000	0	0.0000	5000
	Sub Total (A)(1)		35	12679910	0	0	12679910	13.2982	12679910	0	12679910	13.2982	0	13.2982	0	0.0000	0	0.0000	12679910
2	Foreign							0.0000				0.0000						0.0000	
(a)	Individuals (Non-Resident Individuals / Foreign Individuals)		0	0	0	0	0	0.0000	0	0	0	0.0000	0	0.0000	0	0.0000	0	0.0000	0
(b)	Government		0	0	0	0	0	0.0000	0	0	0	0.0000	0	0.0000	0	0.0000	0	0.0000	0
(c)	Institutions		0	0	0	0	0	0.0000	0	0	0	0.0000	0	0.0000	0	0.0000	0	0.0000	0
(d)	Foreign Portfolio Investor		0	0	0	0	0	0.0000	0	0	0	0.0000	0	0.0000	0	0.0000	0	0.0000	0
(e)	Any Other (Specify)							0.0000				0.0000						0.0000	
	Bodies Corporate		2	5507900	0	0	5507900	5.7765	5507900	0	5507900	5.7765	0	5.7765	0	0.0000	0	0.0000	5507900
	Banjax Limited		1	2789700	0	0	2789700	2.9257	2789700	0	2789700	2.9257	0	2.9257	0	0.0000	0	0.0000	2789700
	Hexabond Limited		1	2718200	0	0	2718200	2.8507	2718200	0	2718200	2.8507	0	2.8507	0	0.0000	0	0.0000	2718200
	Sub Total (A)(2)		2	5507900	0	0	5507900	5.7765	5507900	0	5507900	5.7765	0	5.7765	0	0.0000	0	0.0000	5507900
	Total Shareholding Of Promoter And Promoter Group (A)= (A)(1)+(A)(2)		37	18187810	0	0	18187810	19.0746	18187810	0	18187810	19.0746	0	19.0746	0	0.0000	200244	0.2100	18187810

Details of Shares which remain unclaimed may be given here along with details such as number of shareholders, outstanding shares held in demat/unclaimed suspense account, voting rights which are frozen etc.

(1) PAN would not be displayed on website of Stock Exchange(s)

(2) The term 'Encumbrance' has the same meaning as assigned under regulation 28(3) of SEBI (Substantial Acquisition of Shares and Takeovers) Regulations 2011.



GHCL Limited
Table III - Statement showing shareholding pattern of the Public shareholder (September 30, 2021)

Category	Category & Name of shareholders	Nos. of shareholders	No. of fully paid up equity shares held	No. of Partly paid-up equity shares held	No. of shares underlying Depository Receipts	Total nos. shares held	Shareholding as a % of total no. of shares (calculated as per SCRR, 1957)	Number of Voting Rights held in each class of securities			No. of Shares Underlying Outstanding convertible securities (including Warrants)	Shareholding, as a % assuming full conversion of convertible securities (as a percentage of diluted share capital)	Number of Locked in shares		Number of Shares pledged or otherwise encumbered		Number of equity shares held in dematerialised form	
								No of Voting Rights		Total as a % of (A+B+C)			No. (a)	As a % of total Shares held(b)	No. (a)	As a % of total Shares held(b)		
								Class eg. Equity (one share one vote)	Class eg. y									Total
	(I)	(III)	(IV)	(V)	(VI)	(VII) = (IV)+(V)+(VI)	(VIII) As a % of (A+B+C2)	(IX)			(X)	(XI)= (VII)+(X) As a % of (A+B+C2)	(XII)		(XIII)	(XIV)		
1	Institutions																	
(a)	Mutual Fund	9	14844064	0	0	14844064	15.5678	14844064	0	14844064	15.5678	0	15.5678	0	0.0000	N/A	N/A	14839964
	Dsp Small Cap Fund	1	8628513	0	0	8628513	9.0492	8628513	0	8628513	9.0492	0	9.0492	0	0.0000	N/A	N/A	8628513
	Franklin India Smaller Companies Fund	1	3786227	0	0	3786227	3.9708	3786227	0	3786227	3.9708	0	3.9708	0	0.0000	N/A	N/A	3786227
	Uti - Hybrid Equity Fund	1	1299715	0	0	1299715	1.3631	1299715	0	1299715	1.3631	0	1.3631	0	0.0000	N/A	N/A	1299715
(b)	Venture Capital Funds	0	0	0	0	0	0.0000	0	0	0	0.0000	0	0.0000	0	0.0000	N/A	N/A	0
(c)	Alternate Investment Funds	4	163186	0	0	163186	0.1711	163186	0	163186	0.1711	0	0.1711	0	0.0000	N/A	N/A	163186
(d)	Foreign Venture Capital Investors	0	0	0	0	0	0.0000	0	0	0	0.0000	0	0.0000	0	0.0000	N/A	N/A	0
(e)	Foreign Portfolio Investor - Corporate (including Foreign Institutional Investors)	98	15833652	0	0	15833652	16.6057	15833652	0	15833652	16.6057	0	16.6057	0	0.0000	N/A	N/A	15833152
	Ares Diversified	1	4665890	0	0	4665890	4.8934	4665890	0	4665890	4.8934	0	4.8934	0	0.0000	N/A	N/A	4665890
	Elm Park Fund Limited	1	985000	0	0	985000	1.0330	985000	0	985000	1.0330	0	1.0330	0	0.0000	N/A	N/A	985000
	Eos Multi Strategy Fund Ltd	1	2946484	0	0	2946484	3.0902	2946484	0	2946484	3.0902	0	2.8519	0	0.0000	N/A	N/A	2946484
(f)	Financial Institutions / Banks	10	11404	0	0	11404	0.0120	11404	0	11404	0.0120	0	0.0120	0	0.0000	N/A	N/A	200
(g)	Insurance Companies	1	3565848	0	0	3565848	3.7397	3565848	0	3565848	3.7397	0	3.7397	0	0.0000	N/A	N/A	3565848
	Life Insurance Corporation Of India	1	3565848	0	0	3565848	3.7397	3565848	0	3565848	3.7397	0	3.7397	0	0.0000	N/A	N/A	3565848
(h)	Provident Funds/ Pension Funds	0	0	0	0	0	0.0000	0	0	0	0.0000	0	0.0000	0	0.0000	N/A	N/A	0
(i)	Any Other (Specify)	0	0	0	0	0	0.0000	0	0	0	0.0000	0	0.0000	0	0.0000	N/A	N/A	0
	Sub Total (B)(1)	122	34418154	0	0	34418154	36.0964	34418154	0	34418154	36.0964	0	36.0964	0	0	N/A	N/A	34402350
2	Central Government/ State Government(s)	1	19	0	0	19	0.0000	19	0	19	0.0000	0	0.0000	0	0.0000	N/A	N/A	19
	Sub Total (B)(2)	1	19	0	0	19	0.0000	19	0	19	0.0000	0	0.0000	0	0.0000	N/A	N/A	19
3	Non-Institutions						0.0000				0.0000							
(a)	Individuals						0.0000				0.0000							
	i. Individual shareholders holding nominal share capital up to Rs. 2 lakhs.	65978	16115482	0	0	16115482	16.9013	16115482	0	16115482	16.9013	0	16.9013	0	0.0000	N/A	N/A	14648497
	ii. Individual shareholders holding nominal share capital in excess of Rs. 2 lakhs.	109	6000338	0	0	6000338	6.2929	6000338	0	6000338	6.2929	0	6.2929	0	0.0000	N/A	N/A	6000338
	Shantaben Karsanbhai Patel	1	1017000	0	0	1017000	1.0666	1017000	0	1017000	1.0666	0	1.0666	0	0.0000	N/A	N/A	1017000
(b)	NBFCs registered with RBI	2	44120	0	0	44120	0.0463	44120	0	44120	0.0463	0	0.0463	0	0.0000	N/A	N/A	44120

GHCL LIMITED
 1017000
 44120
 0.0463

(c)	Employee Trusts		0	0	0	0	0.0000	0	0	0	0.0000	0	0.0000	0	0.0000	N/A	N/A	0
(d)	Overseas Depositories(holding DRs) (balancing figure)	0	0	0	0	0	0.0000	0	0	0	0.0000	0	0.0000	0	0.0000	N/A	N/A	0
(e)	Any Other (Specify)	4392	20584863	0	0	20584863	21.5886	20584863	0	20584863	21.5886	0	21.5886	0	0.0000	N/A	N/A	15788870
	IEPF	1	947205	0	0	947205	0.9934	947205	0	947205	0.9934	0	0.9934	0	0.0000	N/A	N/A	947205
	Trusts	4	468277	0	0	468277	0.4911	468277	0	468277	0.4911	0	0.4911	0	0.0000	N/A	N/A	468277
	Hindu Undivided Family	1297	1027420	0	0	1027420	1.0775	1027420	0	1027420	1.0775	0	1.0775	0	0.0000	N/A	N/A	1026720
	Foreign Companies	1	500	0	0	500	0.0005	500	0	500	0.0005	0	0.0005	0	0.0000	N/A	N/A	0
	Non Resident Indians (Non Repat)	473	257703	0	0	257703	0.2703	257703	0	257703	0.2703	0	0.2703	0	0.0000	N/A	N/A	253854
	Non Resident Indians (Repat)	1794	1266582	0	0	1266582	1.3283	1266582	0	1266582	1.3283	0	1.3283	0	0.0000	N/A	N/A	550808
	Other Directors & Relatives	5	575100	0	0	575100	0.6031	575100	0	575100	0.6031	0	0.6031	0	0.0000	N/A	N/A	575000
	Body Corporate-Ltd Liability-Partnership-DR	39	1309688	0	0	1309688	1.3735	1309688	0	1309688	1.3735	0	1.3735	0	0.0000	N/A	N/A	1309688
	Clearing Member	134	389952	0	0	389952	0.4090	389952	0	389952	0.4090	0	0.4090	0	0.0000	N/A	N/A	389952
	Bodies Corporate	644	14342436	0	0	14342436	15.0418	14342436	0	14342436	15.0418	0	15.0418	0	0.0000	N/A	N/A	14267366
	Aarkay Investments Pvt. Ltd.	1	2000000	0	0	2000000	2.0975	2000000	0	2000000	2.0975	0	2.0975	0	0.0000	N/A	N/A	2000000
	J.P. Financial Services Pvt Ltd	1	1996938	0	0	1996938	2.0943	1996938	0	1996938	2.0943	0	2.0943	0	0.0000	N/A	N/A	1996938
	Noble Communications Pvt Ltd	1	1967430	0	0	1967430	2.0634	1967430	0	1967430	2.0634	0	2.0634	0	0.0000	N/A	N/A	1967430
	Varanasi Commercial Ltd.	1	1475000	0	0	1475000	1.5469	1475000	0	1475000	1.5469	0	1.5469	0	0.0000	N/A	N/A	1475000
	Sub Total (B)(3)	70481	42744803	0	0	42744803	44.8290	42744803	0	42744803	44.8290	0	44.8290	0	0.0000	N/A	N/A	40481525
	Total Public Shareholding (B)= (B)(1)+(B)(2)+(B)(3)	70604	77162976	0	0	77162976	80.9254	77162976	0	77162976	80.9254	0	80.9254	0	0.0000	N/A	N/A	74884194

Details of the shareholders acting as persons in Concert including their Shareholding (No. and %):

Details of Shares which remain unclaimed may be given hear along with details such as number of shareholders, outstanding shares held in demat/unclaimed suspense account, voting rights which are frozen etc.

Note:

(1) PAN would not be displayed on website of Stock Exchange(s).

(2) The above format needs to be disclosed along with the name of following persons:

Institutions/Non Institutions holding more than 1% of total number of shares

(3) W.r.t. the information pertaining to Depository Receipts, the same may be disclosed in the respective columns to the extent information available and the balance to be disclosed as held by custodian.



GHCL Limited

Table IV - Statement showing shareholding pattern of the Non Promoter- Non Public shareholder (September 30, 2021)

Category	Category & Name of shareholders	PAN	Nos. of shareholders	No. of fully paid up equity shares held	No. of Partly paid-up equity shares held	No. of shares underlying Depository Receipts	Total nos. shares held	Shareholding as a % of total no. of shares (calculated as per SCRR, 1957)	Number of Voting Rights held in each class of securities			No. of Shares Underlying Outstanding convertible securities (including Warrants)	Shareholding as a % assuming full conversion of convertible securities (as a percentage of diluted share capital)	Number of Locked in shares		Number of Shares pledged or otherwise encumbered		Number of equity shares held in dematerialised form	
									No of Voting Rights		Total as a % of (A+B+C)			No. (a)	As a % of total Shares held(b)	No. (a)	As a % of total Shares held(b)		
									Class eg: X	Class eg: y									Total
	(I)	(II)	(III)	(IV)	(V)	(VI)	(VII) = (IV)+(V)+(VI)	(VIII) As a % of (A+B+C2)	(IX)			(X)	(XI) = (VII)+(X) As a % of (A+B+C2)	(XII)		(XIII)		(XIV)	
1	Custodian/DR Holder		0	0	0	0	0	0.0000	0	0	0	0.0000	0	0.0000	0	0.0000	0	0.0000	0
2	Employee Benefit Trust (under SEBI (Share based Employee Benefit) Regulations, 2014)		0	0	0	0	0	0.0000	0	0	0	0.0000	0	0.0000	0	0.0000	0	0.0000	0
	Total Non-Promoter- Non Public Shareholding (C) = (C)(1)+(C)(2)		0	0	0	0	0	0.0000	0	0	0	0.0000	0	0.0000	0	0.0000	0	0.0000	0

Note:

(1) PAN would not be displayed on website of Stock Exchange(s).

(2) The above format needs to disclose name of all holders holding more than 1% of total number of shares

(3) W.r.t. the information pertaining to Depository Receipts, the same may be disclosed in the respective columns to the extent information available



Table V - Details of Significant Beneficial Ownership as specified by the listed entity under Form No. BEN-2 as submitted to the Registrar (September 30, 2021)

S. No.	Name	PAN	Passport No. in case of foreign national	Nationality	Details of holding/ exercise of right of the SBO in the reporting company, whether direct or indirect*					Date of creation/acquisition of significant beneficial interest
					Shares	Voting Rights	Rights on distributable dividend or any other distribution	Exercise of control	Exercise of significant influence	


1										
2	Not Applicable									
3										

Note: If PAN is not applicable, kindly put dummy PAN ("ZZZZ9999Z") and provide reason for the same in remark column.

* In case the nature of the holding/ exercise of the right of a SBO falls under multiple categories specified under (a) to (e) under Column III, multiple rows for the same SBO shall be inserted accordingly for each of the categories.

#This column shall have the details as specified by the listed entity under Form No. BEN-2 as submitted to the Registrar.

For GHCL Limited



Bhwneshwar Mishra
Sr.GM-Sustainability & Company Secretary



GHCL Limited				
Shareholding Pattern under Regulation 31 of SEBI (Listing Obligations and Disclosure Requirements) Regulations, 2015				
1	<i>Name of Listed Entity:</i> GHCL Limited (Post-Scheme Shareholding Pattern as on September 30, 2021)			
2	Scrip Code/Name of Scrip/Class of Security: 500171/GHCL /Equity			
3	Share Holding Pattern Filed under: Reg. 31(1)(a) / Reg. 31(1)(b) / Reg. 31(1)(e)			
	a.	If under 31(1)(b) then indicate the report for Quarter ending: September 30, 2021		
	b.	If under 31(1)(e) then indicate date of allotment/extinguishment:		
4	Declaration: The Listed entity is required to submit the following declaration to the extent of submission of information:-			
		Particulars	Yes*	No*
	1	Whether the Listed Entity has issued any partly paid up shares?		No
	2	Whether the Listed Entity has issued any Convertible Securities or Warrants?		No
	3	Whether the Listed Entity has any shares against which depository receipts are issued?		No
	4	Whether the Listed Entity has any shares in locked-in?		No
	5	Whether any shares held by promoters are pledge or otherwise encumbered?	Yes	
	6	Whether the Listed Entity has issued any differential Voting Rights?		No
	7	Whether the Listed Entity has issued any Warrants ?		No
	8	Whether the listed entity has any significant beneficial owner?		No
* If the Listed Entity selects the option 'No' for the questions above, the columns for the partly paid up shares, Outstanding Convertible Securities/Warrants, depository receipts, locked-in shares, No of shares pledged or otherwise encumbered by promoters, as applicable, shall not be displayed at the time of dissemination on the Stock Exchange website. Also wherever there is 'No' declared by Listed Entity in above table the values will be considered as 'Zero' by default on submission of the format of holding of specified securities.				
5	The tabular format for disclosure of holding of specified securities is as follows:			



GHCL Limited

Table I - Summary Statement holding of specified securities (September 30, 2021)

Category	Category of shareholder	Number of shareholders	No. of fully paid up equity shares held	No. of Partly paid-up equity shares held	No. of shares underlying Depository Receipts	Total nos. shares held	Shareholding as a % of total no. of shares (calculated as per SCRR, 1957)	Number of Voting Rights held in each class of securities			No. of Shares Underlying Outstanding convertible securities (including Warrants)	Shareholding as a % assuming full conversion of convertible securities (as a percentage of diluted share capital)	Number of Locked in shares		Number of Shares pledged or otherwise encumbered		Number of equity shares held in dematerialised form	
								No of Voting Rights		Total as a % of (A+B+C)			No. (a)	As a % of total Shares held(b)	No. (a)	As a % of total Shares held(b)		
								Class eg: X	Class eg: Y									Total
(I)	(II)	(III)	(IV)	(V)	(VI)	(VII) = (IV)+(V)+(VI)	(VIII)As a % of (A+B+C2)	(IX)			(X)	(XI)= (VII)+(X) AS a % of (A+B+C2)	(XII)		(XIII)		(XIV)	
(A)	Promoter & Promoter Group	37	18187810	0	0	18187810	19.0746	18187810	0	18187810	19.0746	0	19.0746	0	0.0000	200244	0.2100	18187810
(B)	Public	70604	77162976	0	0	77162976	80.9254	77162976	0	77162976	80.9254	0	80.9254	0	0.0000	N.A	0.0000	74884194
(C)	Non Promoter - Non Public	0	0	0	0	0	0.0000	0	0	0	0.0000	0	0.0000	0	0.0000	0	0.0000	0
(C1)	Shares Underlying DRs	0	0	0	0	0	0.0000	0	0	0	0.0000	0	0.0000	0	0.0000	0	0.0000	0
(C2)	Shares Held By Employee Trust	0	0	0	0	0	0.0000	0	0	0	0.0000	0	0.0000	0	0.0000	0	0.0000	0
	Total	70641	95350786	0	0	95350786	100	95350786	0	95350786	100	0	100	0	0.0000	200244	0.2100	93072004

Note:1 Pursuant to the requirement of SEBI circular no. SEBI/HO/CFD/CMD/CIR/P/2017/128 dated December 19, 2017, shareholding of public shareholders as well as promoter & promoter group which are having more than one folio, have been consolidated on the basis of their PAN. However, total number of shareholders on the basis of their folio number are 72023 shareholders consisting of 42 promoter & promoters group and 71981 public shareholders.



GHCL Limited

Table II - Statement showing shareholding pattern of the Promoter and Promoter Group (September 30, 2021)

Category	Category & Name of shareholders	Shareholder Type	Nos of shareholders	No. of fully paid up equity shares held	No. of Partly paid-up equity shares held	No of shares underlying Depository Receipts	Total nos. shares held	Shareholding as a % of total no. of shares (calculated as per SCRR, 1957)	Number of Voting Rights held in each class of securities			No. of Shares Underlying Outstanding convertible securities (including Warrants)	Shareholding, as a % assuming full conversion of convertible securities (as a percentage of diluted share capital)	Number of Locked in shares		Number of Shares pledged or otherwise encumbered		Number of equity shares held in dematerialised form	
									No of Voting Rights					Total as a % of (A+B+C)	No. (a)	As a % of total Shares held(b)	No. (a)		As a % of total Shares held(b)
									Class Equity (One share one vote)	Class eq. y	Total								
	(I)		(II)	(III)	(IV)	(V)	(VI) = (III)+(IV)+ (V)	(VII) As a % of (A+B+C2)	(VIII)			(IX)	(X) = (VI)+(IX) As a % of (A+B+C2)	(XI)		(XII)		(XIII)	
1	Indian																		
(a)	Individuals / Hindu Undivided Family		3	787274	0	0	787274	0.8257	787274	0	787274	0.8257	0	0.8257	0	0.0000	0	0.0000	787274
	Anurag Dalmia (HUF)	Promoter	1	572774	0	0	572774	0.6007	572774	0	572774	0.6007	0	0.6007	0	0.0000	0	0.0000	572774
	Anurag Dalmia	Promoter	1	110000	0	0	110000	0.1154	110000	0	110000	0.1154	0	0.1154	0	0.0000	0	0.0000	110000
	Neelabh Dalmia	Promoter	1	104500	0	0	104500	0.1096	104500	0	104500	0.1096	0	0.1096	0	0.0000	0	0.0000	104500
(b)	Central Government / State Government(s)		0	0	0	0	0	0.0000	0	0	0	0.0000	0	0.0000	0	0.0000	0	0.0000	0
(c)	Financial Institutions / Banks		0	0	0	0	0	0.0000	0	0	0	0.0000	0	0.0000	0	0.0000	0	0.0000	0
(d)	Any Other (Specify)											0.0000							0.0000
	Bodies Corporate		31	11887636	0	0	11887636	12.4673	11887636	0	11887636	12.4673	0	12.4673	0	0.0000	0	0.0000	11887636
	Gems Commercial Company Limited	Promoter	1	2940207	0	0	2940207	3.0836	2940207	0	2940207	3.0836	0	3.0836	0	0.0000	0	0.0000	2940207
	Oval Investment Pvt Ltd	Promoter	1	2588848	0	0	2588848	2.7151	2588848	0	2588848	2.7151	0	2.7151	0	0.0000	0	0.0000	2588848
	Lhonak International Private Limited	Promoter	1	1365599	0	0	1365599	1.4322	1365599	0	1365599	1.4322	0	1.4322	0	0.0000	0	0.0000	1365599
	Hindustan Commercial Company Limited	Promoter	1	2944737	0	0	2944737	3.0883	2944737	0	2944737	3.0883	0	3.0883	0	0.0000	0	0.0000	2944737
	Carissa Investment Pvt Ltd	Promoter	1	481752	0	0	481752	0.5052	481752	0	481752	0.5052	0	0.5052	0	0.0000	0	0.0000	481752
	Golden Tobacco Limited	Promoter	1	16578	0	0	16578	0.0174	16578	0	16578	0.0174	0	0.0174	0	0.0000	0	0.0000	16578
	Harvatex Engineering And Processing Company Limited	Promoter	1	415723	0	0	415723	0.4360	415723	0	415723	0.4360	0	0.4360	0	0.0000	0	0.0000	415723
	Anurag Trading Leasing And Investment Company Pvt Ltd	Promoter	1	287200	0	0	287200	0.3012	287200	0	287200	0.3012	0	0.3012	0	0.0000	0	0.0000	287200
	WGF Financial Services Ltd	Promoter	1	378807	0	0	378807	0.3973	378807	0	378807	0.3973	0	0.3973	0	0.0000	0	0.0000	378807
	Dalmia Finance Ltd	Promoter	1	200244	0	0	200244	0.2100	200244	0	200244	0.2100	0	0.2100	0	0.0000	200244	100.0000	200244
	Archana Trading And Investment Company Pvt. Ltd.	Promoter	1	132848	0	0	132848	0.1393	132848	0	132848	0.1393	0	0.1393	0	0.0000	0	0.0000	132848
	Bharatpur Investment Limited	Promoter	1	38842	0	0	38842	0.0407	38842	0	38842	0.0407	0	0.0407	0	0.0000	0	0.0000	38842
	Sanjay Trading Investment Company Private Limited	Promoter	1	29100	0	0	29100	0.0305	29100	0	29100	0.0305	0	0.0305	0	0.0000	0	0.0000	29100
	General Exports And Credits Limited	Promoter	1	17000	0	0	17000	0.0178	17000	0	17000	0.0178	0	0.0178	0	0.0000	0	0.0000	17000
	Pashupatinath Commercial Pvt. Ltd.	Promoter	1	15000	0	0	15000	0.0157	15000	0	15000	0.0157	0	0.0157	0	0.0000	0	0.0000	15000
	Sovereign Commercial Pvt.Ltd.	Promoter	1	6000	0	0	6000	0.0063	6000	0	6000	0.0063	0	0.0063	0	0.0000	0	0.0000	6000

GHCL Limited
Table III - Statement showing shareholding pattern of the Public shareholder (September 30, 2021)

Category	Category & Name of shareholders	Nos. of shareholders	No. of fully paid up equity shares held	No. of Partly paid-up equity shares held	No. of shares underlying Depository Receipts	Total nos. shares held	Shareholding as a % of total no. of shares (calculated as per SCRR, 1957)	Number of Voting Rights held in each class of securities			No. of Shares Underlying Outstanding convertible securities (including Warrants)	Shareholding, as a % assuming full conversion of convertible securities (as a percentage of diluted share capital)	Number of Locked in shares		Number of Shares pledged or otherwise encumbered		Number of equity shares held in dematerialised form	
								No of Voting Rights					Total as a % of (A+B+C)	No. (a)	As a % of total Shares held(b)	No. (a)		As a % of total Shares held(b)
								Class eg. Equity (one share one vote)	Class eg. y	Total								
	(I)	(III)	(IV)	(V)	(VI)	(VII) = (IV)+(V)+ (VI)	(VIII) As a % of (A+B+C2)	(IX)			(X)	(XI)=(VII)+(X) As a % of (A+B+C2)	(XII)		(XIII)		(XIV)	
1	Institutions																	
(a)	Mutual Fund	9	14844064	0	0	14844064	15.5678	14844064	0	14844064	15.5678	0	15.5678	0	0.0000	N/A	N/A	14839964
	Dsp Small Cap Fund	1	8628513	0	0	8628513	9.0492	8628513	0	8628513	9.0492	0	9.0492	0	0.0000	N/A	N/A	8628513
	Franklin India Smaller Companies Fund	1	3786227	0	0	3786227	3.9708	3786227	0	3786227	3.9708	0	3.9708	0	0.0000	N/A	N/A	3786227
	Uti - Hybrid Equity Fund	1	1299715	0	0	1299715	1.3631	1299715	0	1299715	1.3631	0	1.3631	0	0.0000	N/A	N/A	1299715
(b)	Venture Capital Funds	0	0	0	0	0	0.0000	0	0	0	0.0000	0	0.0000	0	0.0000	N/A	N/A	0
(c)	Alternate Investment Funds	4	163186	0	0	163186	0.1711	163186	0	163186	0.1711	0	0.1711	0	0.0000	N/A	N/A	163186
(d)	Foreign Venture Capital Investors	0	0	0	0	0	0.0000	0	0	0	0.0000	0	0.0000	0	0.0000	N/A	N/A	0
(e)	Foreign Portfolio Investor - Corporate (including Foreign Institutional Investors)	98	15833652	0	0	15833652	16.6057	15833652	0	15833652	16.6057	0	16.6057	0	0.0000	N/A	N/A	15833152
	Ares Diversified	1	4665890	0	0	4665890	4.8934	4665890	0	4665890	4.8934	0	4.8934	0	0.0000	N/A	N/A	4665890
	Elm Park Fund Limited	1	985000	0	0	985000	1.0330	985000	0	985000	1.0330	0	1.0330	0	0.0000	N/A	N/A	985000
	Eos Multi Strategy Fund Ltd	1	2946484	0	0	2946484	3.0902	2946484	0	2946484	3.0902	0	2.8519	0	0.0000	N/A	N/A	2946484
(f)	Financial Institutions / Banks	10	11404	0	0	11404	0.0120	11404	0	11404	0.0120	0	0.0120	0	0.0000	N/A	N/A	200
(g)	Insurance Companies	1	3565848	0	0	3565848	3.7397	3565848	0	3565848	3.7397	0	3.7397	0	0.0000	N/A	N/A	3565848
	Life Insurance Corporation Of India	1	3565848	0	0	3565848	3.7397	3565848	0	3565848	3.7397	0	3.7397	0	0.0000	N/A	N/A	3565848
(h)	Provident Funds/ Pension Funds	0	0	0	0	0	0.0000	0	0	0	0.0000	0	0.0000	0	0.0000	N/A	N/A	0
(i)	Any Other (Specify)	0	0	0	0	0	0.0000	0	0	0	0.0000	0	0.0000	0	0.0000	N/A	N/A	0
	Sub Total (B)(1)	122	34418154	0	0	34418154	36.0964	34418154	0	34418154	36.0964	0	36.0964	0	0	N/A	N/A	34402350
2	Central Government/ State Government(s)	1	19	0	0	19	0.0000	19	0	19	0.0000	0	0.0000	0	0.0000	N/A	N/A	19
	Sub Total (B)(2)	1	19	0	0	19	0.0000	19	0	19	0.0000	0	0.0000	0	0.0000	N/A	N/A	19
3	Non-Institutions						0.0000				0.0000							
(a)	Individuals						0.0000				0.0000							
	i. Individual shareholders holding nominal share capital up to Rs. 2 lakhs.	65978	16115482	0	0	16115482	16.9013	16115482	0	16115482	16.9013	0	16.9013	0	0.0000	N/A	N/A	14648497
	ii. Individual shareholders holding nominal share capital in excess of Rs. 2 lakhs.	109	6000338	0	0	6000338	6.2929	6000338	0	6000338	6.2929	0	6.2929	0	0.0000	N/A	N/A	6000338
	Shantaben Karsanbhai Patel	1	1017000	0	0	1017000	1.0666	1017000	0	1017000	1.0666	0	1.0666	0	0.0000	N/A	N/A	1017000
(b)	NBFCs registered with RBI	2	44120	0	0	44120	0.0463	44120	0	44120	0.0463	0	0.0463	0	0.0000	N/A	N/A	44120

(c)	Employee Trusts		0	0	0	0	0.0000	0	0	0	0.0000	0	0.0000	0	0.0000	N/A	N/A	0
(d)	Overseas Depositories(holding DRs) (balancing figure)	0	0	0	0	0	0.0000	0	0	0	0.0000	0	0.0000	0	0.0000	N/A	N/A	0
(e)	Any Other (Specify)	4392	20584863	0	0	20584863	21.5886	20584863	0	20584863	21.5886	0	21.5886	0	0.0000	N/A	N/A	19788870
	IEPF	1	947205	0	0	947205	0.9934	947205	0	947205	0.9934	0	0.9934	0	0.0000	N/A	N/A	947205
	Trusts	4	468277	0	0	468277	0.4911	468277	0	468277	0.4911	0	0.4911	0	0.0000	N/A	N/A	468277
	Hindu Undivided Family	1297	1027420	0	0	1027420	1.0775	1027420	0	1027420	1.0775	0	1.0775	0	0.0000	N/A	N/A	1026720
	Foreign Companies	1	500	0	0	500	0.0005	500	0	500	0.0005	0	0.0005	0	0.0000	N/A	N/A	0
	Non Resident Indians (Non Repat)	473	257703	0	0	257703	0.2703	257703	0	257703	0.2703	0	0.2703	0	0.0000	N/A	N/A	253854
	Non Resident Indians (Repat)	1794	1266582	0	0	1266582	1.3283	1266582	0	1266582	1.3283	0	1.3283	0	0.0000	N/A	N/A	550808
	Other Directors & Relatives	5	575100	0	0	575100	0.6031	575100	0	575100	0.6031	0	0.6031	0	0.0000	N/A	N/A	575000
	Body Corporate-Ltd Liability- Partnership-DR	39	1309688	0	0	1309688	1.3735	1309688		1309688	1.3735	0	1.3735	0	0.0000	N/A	N/A	1309688
	Clearing Member	134	389952	0	0	389952	0.4090	389952	0	389952	0.4090	0	0.4090	0	0.0000	N/A	N/A	389952
	Bodies Corporate	644	14342436	0	0	14342436	15.0418	14342436	0	14342436	15.0418	0	15.0418	0	0.0000	N/A	N/A	14267366
	Aarkay Investments Pvt. Ltd.	1	2000000	0	0	2000000	2.0975	2000000	0	2000000	2.0975	0	2.0975	0	0.0000	N/A	N/A	2000000
	J.P. Financial Services Pvt Ltd	1	1996938	0	0	1996938	2.0943	1996938	0	1996938	2.0943	0	2.0943	0	0.0000	N/A	N/A	1996938
	Noble Communications Pvt Ltd	1	1967430	0	0	1967430	2.0634	1967430	0	1967430	2.0634	0	2.0634	0	0.0000	N/A	N/A	1967430
	Varanasi Commercial Ltd.	1	1475000	0	0	1475000	1.5469	1475000	0	1475000	1.5469	0	1.5469	0	0.0000	N/A	N/A	1475000
	Sub Total (B)(3)	70481	42744803	0	0	42744803	44.8290	42744803	0	42744803	44.8290	0	44.8290	0	0.0000	N/A	N/A	40481825
	Total Public Shareholding (B)= (B)(1)+(B)(2)+(B)(3)	70604	77162976	0	0	77162976	80.9254	77162976	0	77162976	80.9254	0	80.9254	0	0.0000	N/A	N/A	74884194

Details of the shareholders acting as persons in Concert including their Shareholding (No. and %):

Details of Shares which remain unclaimed may be given hear along with details such as number of shareholders, outstanding shares held in demat/unclaimed suspense account, voting rights which are frozen etc.

Note:

(1) PAN would not be displayed on website of Stock Exchange(s).

(2) The above format needs to be disclosed along with the name of following persons:

Institutions/Non Institutions holding more than 1% of total number of shares

(3) W.r.t. the information pertaining to Depository Receipts, the same may be disclosed in the respective columns to the extent information available and the balance to be disclosed as held by custodian.



GHCL Limited

Table IV - Statement showing shareholding pattern of the Non Promoter- Non Public shareholder (September 30, 2021)

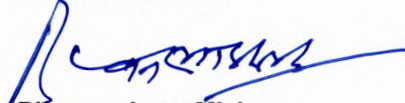
Category	Category & Name of shareholders	PAN	Nos. of shareholders	No. of fully paid up equity shares held	No. of Partly paid-up equity shares held	No. of shares underlying Depository Receipts	Total nos. shares held	Shareholding as a % of total no. of shares (calculated as per SCRR, 1957)	Number of Voting Rights held in each class of securities			No. of Shares Underlying Outstanding convertible securities (including Warrants)	Shareholding as a % assuming full conversion of convertible securities (as a percentage of diluted share capital)	Number of Locked in shares		Number of Shares pledged or otherwise encumbered		Number of equity shares held in dematerialised form	
									No of Voting Rights					Total as a % of (A+B+C)	No. (a)	As a % of total Shares held(b)	No. (a)		As a % of total Shares held(b)
									Class eg: X	Class eg: y	Total								
(I)	(II)	(III)	(IV)	(V)	(VI)	(VII) = (IV)+(V)+(VI)	(VIII) As a % of (A+B+C2)	(IX)			(X)	(XI)= (VII)+(X) As a % of (A+B+C2)	(XII)		(XIII)		(XIV)		
1	Custodian/DR Holder		0	0	0	0	0	0.0000	0	0	0	0.0000	0	0.0000	0	0.0000	0	0.0000	0
2	Employee Benefit Trust (under SEBI (Share based Employee Benefit) Regulations, 2014)		0	0	0	0	0	0.0000	0	0	0	0.0000	0	0.0000	0	0.0000	0	0.0000	0
	Total Non-Promoter- Non Public Shareholding (C)= (C1)+(C2)		0	0	0	0	0	0.0000	0	0	0	0.0000	0	0.0000	0	0.0000	0	0.0000	0

Note:
 (1) PAN would not be displayed on website of Stock Exchange(s).
 (2) The above format needs to disclose name of all holders holding more than 1% of total number of shares
 (3) W.r.t. the information pertaining to Depository Receipts, the same may be disclosed in the respective columns to the extent information available



Table V - Details of Significant Beneficial Ownership as specified by the listed entity under Form No. BEN-2 as submitted to the Registrar (September 30, 2021)										
S. No.	Name	PAN	Passport No. in case of foreign national	Nationality	Details of holding/ exercise of right of the SBO in the reporting company, whether direct or indirect*					Date of creation/acquisition of significant beneficial interest
					Shares	Voting Rights	Rights on distributable dividend or any other distribution	Exercise of control	Exercise of significant influence	
1										
2	Not Applicable									
3										
Note: If PAN is not applicable, kindly put dummy PAN ("ZZZZ9999Z") and provide reason for the same in remark column.										
* In case the nature of the holding/ exercise of the right of a SBO falls under multiple categories specified under (a) to (e) under Column III, multiple rows for the same SBO shall be inserted accordingly for each of the categories.										
#This column shall have the details as specified by the listed entity under Form No. BEN-2 as submitted to the Registrar.										

For GHCL Limited



Bhuvneshwar Mishra
Sr.GM-Sustainability & Company Secretary



GHCL Textiles Limited				
Shareholding Pattern under Regulation 31 of SEBI (Listing Obligations and Disclosure Requirements) Regulations, 2015				
1	<i>Name of Listed Entity:</i> GHCL Textiles Limited (Pre-Scheme Shareholding Pattern as on September 30, 2021)			
2	Scrip Code/Name of Scrip/Class of Security:			
3	Share Holding Pattern Filed under: Reg. 31(1)(a) / Reg. 31(1)(b) / Reg. 31(1)(c)			
	a.	If under 31(1)(b) then indicate the report for Quarter ending: September 30, 2021		
	b.	If under 31(1)(c) then indicate date of allotment/extinguishment:		
4	Declaration: The Listed entity is required to submit the following declaration to the extent of submission of information:-			
		Particulars	Yes*	No*
	1	Whether the Listed Entity has issued any partly paid up shares?		No
	2	Whether the Listed Entity has issued any Convertible Securities or Warrants?		No
	3	Whether the Listed Entity has any shares against which depository receipts are issued?		No
	4	Whether the Listed Entity has any shares in locked-in?		No
	5	Whether any shares held by promoters are pledge or otherwise encumbered?	Yes	
	6	Whether the Listed Entity has issued any differential Voting Rights?		No
	7	Whether the Listed Entity has issued any Warrants ?		No
	8	Whether the Listed entity has any significant beneficial owner?		No
* If the Listed Entity selects the option 'No' for the questions above, the columns for the partly paid up shares, Outstanding Convertible Securities/Warrants, depository receipts, locked-in shares, No of shares pledged or otherwise encumbered by promoters, as applicable, shall not be displayed at the time of dissemination on the Stock Exchange website. Also wherever there is 'No' declared by Listed Entity in above table the values will be considered as 'Zero' by default on submission of the format of holding of specified securities.				
5	The tabular format for disclosure of holding of specified securities is as follows:			



GHCL Textiles Limited
Table I - Summary Statement holding of specified securities (September 30, 2021)

Category	Category of shareholder	Number of shareholders	No. of fully paid up equity shares held	No. of Partly paid-up equity shares held	No. of shares underlying Depository Receipts	Total nos. shares held	Shareholding as a % of total no. of shares (calculated as per SCRR, 1957)	Number of Voting Rights held in each class of securities			No. of Shares Outstanding convertible securities (including Warrants)	Shareholding as a % assuming full conversion of convertible securities (as a percentage of diluted share capital)	Number of Locked in shares		Number of Shares pledged or otherwise encumbered		Number of equity shares held in dematerialised form	
								No of Voting Rights					Total as a % of (A+B+C)	No. (a)	As a % of total Shares held(b)	No. (a)		As a % of total Shares held(b)
								Class eg: X	Class eg: Y	Total								
(I)	(II)	(III)	(IV)	(V)	(VI)	(VII) = (IV)+(V)+(VI)	(VIII)As a % of (A+B+C2)	(IX)			(X)	(XI) = (VII)+(X) As a % of (A+B+C2)	(XII)		(XIII)		(XIV)	
(A)	Promoter & Promoter Group*	7	50000	0	0	50000	100.0000	50000	0	50000	100.0000	0	100.0000	0	0.0000	0	0.0000	50000
(B)	Public	0	0	0	0	0	0.0000	0	0	0	0.0000	0	0.0000	0	0.0000	N.A	0.0000	0
(C)	Non Promoter - Non Public	0	0	0	0	0	0.0000	0	0	0	0.0000	0	0.0000	0	0.0000	0	0.0000	0
(C1)	Shares Underlying DRs	0	0	0	0	0	0.0000	0	0	0	0.0000	0	0.0000	0	0.0000	0	0.0000	0
(C2)	Shares Held By Employee Trust	0	0	0	0	0	0.0000	0	0	0	0.0000	0	0.0000	0	0.0000	0	0.0000	0
	Total	7	50000	0	0	50000	100	50000	0	50000	100	0	100	0	0.0000	0	0.0000	50000

*These shares are held by the Individuals on behalf of GHCL Limited in compliance of Section 3 and 89 of the Companies Act, 2013.



GHCL Textiles Limited

Table II - Statement showing shareholding pattern of the Promoter and Promoter Group (September 30, 2021)

Category	Category & Name of shareholders	Shareholder Type	Nos. of shareholders	No. of fully paid up equity shares held	No. of Partly paid-up equity shares held	No. of shares underlying Depository Receipts	Total nos shares held	Shareholding as a % of total no. of shares (calculated as per SCRR, 1957)	Number of Voting Rights held in each class of securities			No. of Shares Underlying Outstanding convertible securities (including Warrants)	Shareholding, as a % assuming full conversion of convertible securities (as a percentage of diluted share capital)	Number of Locked in shares		Number of Shares pledged or otherwise encumbered		Number of equity shares held in dematerialised form	
									No of Voting Rights					Total as a % of (A+B+C)	No. (a)	As a % of total Shares held(b)	No. (a)		As a % of total Shares held(b)
									Class Equity (One share one vote)	Class eg: y	Total								
	(I)		(II)	(III)	(IV)	(V)	(VI) = (III)+(IV)+ (V)	(VII) As a % of (A+B+C2)	(VIII)			(IX)	(X)=(VI)+(IX)	(XI)		(XII)	(XIII)		
1	Indian																		
(a)	Individuals / Hindu Undivided Family		6	6	0	0	6	0.0120	6	0	6	0.0000	0	0.0000	0	0.0000	0	0.0000	6
	Neelabh Dalmia		1	1	0	0	1	0.0020	1	0	1	0.0020	0	0.0000	0	0.0000	0	0.0000	0
	Ravi Shanker Jalan		1	1	0	0	1	0.0020	1	0	1	0.0020	0	0.0000	0	0.0000	0	0.0000	0
	Raman Chopra		1	1	0	0	1	0.0020	1	0	1	0.0020	0	0.0000	0	0.0000	0	0.0000	0
	Bhuvneshwar Mishra		1	1	0	0	1	0.0020	1	0	1	0.0020	0	0.0000	0	0.0000	0	0.0000	0
	Sunil Gupta		1	1	0	0	1	0.0020	1	0	1	0.0020	0	0.0000	0	0.0000	0	0.0000	0
	Abhishek Chaturvedi		1	1	0	0	1	0.0020	1	0	1	0.0020	0	0.0000	0	0.0000	0	0.0000	0
(b)	Central Government / State Government(s)		0	0	0	0	0	0.0000	0	0	0	0.0000	0	0.0000	0	0.0000	0	0.0000	0
(c)	Financial Institutions / Banks		0	0	0	0	0	0.0000	0	0	0	0.0000	0	0.0000	0	0.0000	0	0.0000	0
(d)	Any Other (Specify)											0.0000						0.0000	
	Bodies Corporate		1	49994	0	0	49994	99.9880	49994	0	49994	99.9880	0	99.9880	0	0.0000	0	0.0000	0
	GHCL Limited	Promoter	1	49994	0	0	49994	99.9880	49994	0	49994	99.9880	0	99.9880	0	0.0000	0	0.0000	0
	Sub Total (A)(1)		1	49994	0	0	49994	99.9880	49994	0	49994	99.9880	0	99.9880	0	0.0000	0	0.0000	0
2	Foreign							0.0000				0.0000						0.0000	
(a)	Individuals (Non-Resident Individuals / Foreign Individuals)		0	0	0	0	0	0.0000	0	0	0	0.0000	0	0.0000	0	0.0000	0	0.0000	0
(b)	Government		0	0	0	0	0	0.0000	0	0	0	0.0000	0	0.0000	0	0.0000	0	0.0000	0
(c)	Institutions		0	0	0	0	0	0.0000	0	0	0	0.0000	0	0.0000	0	0.0000	0	0.0000	0
(d)	Foreign Portfolio Investor		0	0	0	0	0	0.0000	0	0	0	0.0000	0	0.0000	0	0.0000	0	0.0000	0
(e)	Any Other (Specify)							0.0000				0.0000						0.0000	
	Sub Total (A)(2)		0	0	0	0	0	0.0000	0	0	0	0.0000	0	0.0000	0	0.0000	0	0.0000	0
	Total Shareholding Of Promoter And Promoter Group (A)= (A)(1)+(A)(2)		7	50000	0	0	50000	100.00	50000	0	50000	100.00	0	100.00	0	0.0000	0	0.0000	0

Details of Shares which remain unclaimed may be given here along with details such as number of shareholders, outstanding shares held in demat/unclaimed suspense account, voting rights which are frozen etc.

(1) PAN would not be displayed on website of Stock Exchange(s)

(2) The term 'Encumbrance' has the same meaning as assigned under regulation 28(3) of SEBI (Substantial Acquisition of Shares and Takeovers) Regulations, 2011.



GHCL Textiles Limited
Table III - Statement showing shareholding pattern of the Public shareholder (September 30, 2021)

Category	Category & Name of shareholders	Nos. of shareholders	No. of fully paid up equity shares held	No. of Partly paid-up equity shares held	No. of shares underlying Depository Receipts	Total nos. shares held	Shareholding as a % of total no. of shares (calculated as per SCRR, 1957)	Number of Voting Rights held in each class of securities			No. of Shares Underlying Outstanding convertible securities (including Warrants)	Shareholding, as a % assuming full conversion of convertible securities (as a percentage of diluted share capital)	Number of Locked in shares		Number of Shares pledged or otherwise encumbered		Number of equity shares held in dematerialised form	
								No of Voting Rights		Total as a % of (A+B+C)			No. (a)	As a % of total Shares held(b)	No. (a)	As a % of total Shares held(b)		
								Class eg. Equity (one share one vote)	Class eg. y									Total
	(I)	(III)	(IV)	(V)	(VI)	(VII) = (IV)+(V)+(VI)	(VIII) As a % of (A+B+C2)	(IX)			(X)	(XI) = (VII)+(X) As a % of (A+B+C2)	(XII)		(XIII)	(XIV)		
1	Institutions																	
(a)	Mutual Fund	0	0	0	0	0	0.0000	0	0	0	0.0000	0	0.0000	0	0.0000	N/A	N/A	0
(b)	Venture Capital Funds	0	0	0	0	0	0.0000	0	0	0	0.0000	0	0.0000	0	0.0000	N/A	N/A	0
(c)	Alternate Investment Funds	0	0	0	0	0	0.0000	0	0	0	0.0000	0	0.0000	0	0.0000	N/A	N/A	0
(d)	Foreign Venture Capital Investors	0	0	0	0	0	0.0000	0	0	0	0.0000	0	0.0000	0	0.0000	N/A	N/A	0
(e)	Foreign Portfolio Investor - Corporate (including Foreign Institutional Investors)	0	0	0	0	0	0.0000	0	0	0	0.0000	0	0.0000	0	0.0000	N/A	N/A	0
(f)	Financial Institutions / Banks	0	0	0	0	0	0.0000	0	0	0	0.0000	0	0.0000	0	0.0000	N/A	N/A	0
(g)	Insurance Companies	0	0	0	0	0	0.0000	0	0	0	0.0000	0	0.0000	0	0.0000	N/A	N/A	0
(h)	Provident Funds/ Pension Funds	0	0	0	0	0	0.0000	0	0	0	0.0000	0	0.0000	0	0.0000	N/A	N/A	0
(i)	Any Other (Specify)	0	0	0	0	0	0.0000	0	0	0	0.0000	0	0.0000	0	0.0000	N/A	N/A	0
	Sub Total (B)(1)	0	0	0	0	0	0.0000	0	0	0	0.0000	0	0.0000	0	0	N/A	N/A	0
2	Central Government/ State Government(s)	0	0	0	0	0	0.0000	0	0	0	0.0000	0	0.0000	0	0.0000	N/A	N/A	0
	Sub Total (B)(2)	0	0	0	0	0	0.0000	0	0	0	0.0000	0	0.0000	0	0.0000	N/A	N/A	0
3	Non-Institutions						0.0000				0.0000							
(a)	Individuals						0.0000				0.0000							
	i. Individual shareholders holding nominal share capital up to Rs. 2 lakhs.	0	0	0	0	0	0.0000	0	0	0	0.0000	0	0.0000	0	0.0000	N/A	N/A	0
	ii. Individual shareholders holding nominal share capital in excess of Rs. 2 lakhs.	0	0	0	0	0	0.0000	0	0	0	0.0000	0	0.0000	0	0.0000	N/A	N/A	0
(b)	NBFCs registered with RBI	0	0	0	0	0	0.0000	0	0	0	0.0000	0	0.0000	0	0.0000	N/A	N/A	0
(c)	Employee Trusts		0	0	0	0	0.0000	0	0	0	0.0000	0	0.0000	0	0.0000	N/A	N/A	0
(d)	Overseas Depositories(holding DRs) (balancing figure)	0	0	0	0	0	0.0000	0	0	0	0.0000	0	0.0000	0	0.0000	N/A	N/A	0
(e)	Any Other (Specify)	0	0	0	0	0	0.0000	0	0	0	0.0000	0	0.0000	0	0.0000	N/A	N/A	0
	Sub Total (B)(3)	0	0	0	0	0	0.0000	0	0	0	0.0000	0	0.0000	0	0.0000	N/A	N/A	0
	Total Public Shareholding (B)= (B)(1)+(B)(2)+(B)(3)	0	0	0	0	0	0.0000	0	0	0	0.0000	0	0.0000	0	0.0000	N/A	N/A	0

Details of the shareholders acting as persons in Concert including their Shareholding (No. and %):

Details of Shares which remain unclaimed may be given here along with details such as number of shareholders, outstanding shares held in demat/ unclaimed suspense account, voting rights which are frozen etc.



GHCL Textiles Limited
Table IV - Statement showing shareholding pattern of the Non Promoter- Non Public shareholder (September 30, 2021)

Category	Category & Name of shareholders	PAN	Nos. of shareholders	No. of fully paid up equity shares held	No. of Partly paid-up equity shares held	No. of shares underlying Depository Receipts	Total nos. shares held	Shareholding as a % of total no. of shares (calculated as per SCRR, 1957)	Number of Voting Rights held in each class of securities			No. of Shares Underlying Outstanding convertible securities (including Warrants)	Shareholding, as a % assuming full conversion of convertible securities (as a percentage of diluted share capital)	Number of Locked in shares		Number of Shares pledged or otherwise encumbered		Number of equity shares held in dematerialised form	
									No of Voting Rights					Total as a % of (A+B+C)	No. (a)	As a % of total Shares held(b)	No. (a)		As a % of total Shares held(b)
									Class eg: X	Class eg: y	Total								
	(I)	(II)	(III)	(IV)	(V)	(VI)	(VII) = (IV)+(V)+(VI)	(VIII) As a % of (A+B+C2)	(IX)			(X)	(XI) = (VII)+(X) As a % of (A+B+C2)	(XII)		(XIII)		(XIV)	
1	Custodian/DR Holder		0	0	0	0	0	0.0000	0	0	0	0.0000	0	0.0000	0	0.0000	0	0.0000	0
2	Employee Benefit Trust (under SEBI (Share based Employee Benefit) Regulations, 2014)		0	0	0	0	0	0.0000	0	0	0	0.0000	0	0.0000	0	0.0000	0	0.0000	0
	Total Non-Promoter- Non Public Shareholding (C)= (C)(1)+(C)(2)		0	0	0	0	0	0.0000	0	0	0	0.0000	0	0.0000	0	0.0000	0	0.0000	0

Note:

(1) PAN would not be displayed on website of Stock Exchange(s).

(2) The above format needs to disclose name of all holders holding more than 1% of total number of shares

(3) W.r.t. the information pertaining to Depository Receipts, the same may be disclosed in the respective columns to the extent information available



Table V - Details of Significant Beneficial Ownership as specified by the listed entity under Form No. BEN-2 as submitted to the Registrar (September 30, 2021)

S. No.	Name	PAN	Passport No. in case of foreign national	Nationality	Details of holding/ exercise of right of the SBO in the reporting company, whether direct or indirect*					Date of creation/acquisition of significant beneficial interest
					Shares	Voting Rights	Rights on distributable dividend or any other distribution	Exercise of control	Exercise of significant influence	
1										
2	Not Applicable									
3										

Note: If PAN is not applicable, kindly put dummy PAN ("ZZZZZ9999Z") and provide reason for the same in remark column.

* In case the nature of the holding/ exercise of the right of a SBO falls under multiple categories specified under (a) to (e) under Column III, multiple rows for the same SBO shall be inserted accordingly for each of the categories.

#This column shall have the details as specified by the listed entity under Form No. BEN-2 as submitted to the Registrar.

For GHCL Textiles Limited


Abhishek Chaturvedi
 Authorised Signatory



GHCL Textiles Limited				
Shareholding Pattern under Regulation 31 of SEBI (Listing Obligations and Disclosure Requirements) Regulations, 2015				
1	Name of Listed Entity: GHCL Textiles Limited (Post-Scheme Shareholding Pattern as on September 30, 2021)			
2	Scrip Code/Name of Scrip/Class of Security:			
3	Share Holding Pattern Filed under: Reg. 31(1)(a) / Reg. 31(1)(b) / Reg.31(1)(e)			
	a.	If under 31(1)(b) then indicate the report for Quarter ending: September 30, 2021		
	b.	If under 31(1)(e) then indicate date of allotment/extinguishment:		
4	Declaration: The Listed entity is required to submit the following declaration to the extent of submission of information:-			
		Particulars	Yes*	No*
	1	Whether the Listed Entity has issued any partly paid up shares?		No
	2	Whether the Listed Entity has issued any Convertible Securities or Warrants?		No
	3	Whether the Listed Entity has any shares against which depository receipts are issued?		No
	4	Whether the Listed Entity has any shares in locked-in?		No
	5	Whether any shares held by promoters are pledge or otherwise encumbered?	Yes	
	6	Whether the Listed Entity has issued any differential Voting Rights?		No
	7	Whether the Listed Entity has issued any Warrants ?		No
	8	Whether the Listed entity has any significant beneficial owner?		No
* If the Listed Entity selects the option 'No' for the questions above, the columns for the partly paid up shares, Outstanding Convertible Securities/Warrants, depository receipts, locked-in shares, No of shares pledged or otherwise encumbered by promoters, as applicable, shall not be displayed at the time of dissemination on the Stock Exchange website. Also wherever there is 'No' declared by Listed Entity in above table the values will be considered as 'Zero' by default on submission of the format of holding of specified securities.				
5	The tabular format for disclosure of holding of specified securities is as follows:			



GHCL Textiles Limited
Table I - Summary Statement holding of specified securities (September 30, 2021)

Category	Category of shareholder	Number of shareholders	No. of fully paid up equity shares held	No. of Partly paid-up equity shares held	No. of shares underlying Depository Receipts	Total nos. shares held	Shareholding as a % of total no. of shares (calculated as per SCRR, 1957)	Number of Voting Rights held in each class of securities			No. of Shares Outstanding convertible securities (including Warrants)	Shareholding as a % assuming full conversion of convertible securities (as a percentage of diluted share capital)	Number of Locked in shares		Number of Shares pledged or otherwise encumbered		Number of equity shares held in dematerialised form	
								No of Voting Rights		Total as a % of (A+B+C)			No. (a)	As a % of total Shares held(b)	No. (a)	As a % of total Shares held(b)		
								Class eg: X	Class eg: y									Total
(I)	(II)	(III)	(IV)	(V)	(VI)	(VII) = (IV)+(V)+(VI)	(VIII)As a % of (A+B+C2)	(IX)			(X)	(XI)= (VII)+(X) As a % of (A+B+C2)	(XII)		(XIII)		(XIV)	
(A)	Promoter & Promoter Group	37	18187810	0	0	18187810	19.0746	18187810	0	18187810	19.0746	0	19.0746	0	0.0000	0	0.0000	18187810
(B)	Public	70604	77162976	0	0	77162976	80.9254	77162976	0	77162976	80.9254	0	80.9254	0	0.0000	N.A.	0.0000	74884194
(C)	Non Promoter - Non Public	0	0	0	0	0	0.0000	0	0	0	0.0000	0	0.0000	0	0.0000	0	0.0000	0
(C1)	Shares Underlying DRs	0	0	0	0	0	0.0000	0	0	0	0.0000	0	0.0000	0	0.0000	0	0.0000	0
(C2)	Shares Held By Employee Trust	0	0	0	0	0	0.0000	0	0	0	0.0000	0	0.0000	0	0.0000	0	0.0000	0
	Total	70641	95350786	0	0	95350786	100	95350786	0	95350786	100	0	100	0	0.0000	0	0.0000	93072004

Note:1 Pursuant to the requirement of SEBI circular no. SEBI/HO/CFD/CMD/CIR/P/2017/128 dated December 19, 2017, shareholding of public shareholders as well as promoter & promoter group which are having more than one folio, have been consolidated on the basis of their PAN. However, total number of shareholders on the basis of their folio number are 72023 shareholders consisting of 42 promoter & promoters group and 71981 public shareholders.




Handwritten signature

GHCL Textiles Limited

Table II - Statement showing shareholding pattern of the Promoter and Promoter Group (September 30, 2021)

Category	Category & Name of shareholders	Shareholder Type	Nos of shareholders	No. of fully paid up equity shares held	No. of Partly paid-up equity shares held	No. of shares underlying Depository Receipts	Total nos. shares held	Shareholding as a % of total no. of shares (calculated as per SCRR, 1957)	Number of Voting Rights held in each class of securities			No. of Shares Underlying Outstanding convertible securities (including Warrants)	Shareholding as a % assuming full conversion of convertible securities (as a percentage of diluted share capital)	Number of Locked in shares		Number of Shares pledged or otherwise encumbered		Number of equity shares held in dematerialised form	
									No of Voting Rights					Total as a % of (A+B+C)	No. (a)	As a % of total Shares held(b)	No. (a)		As a % of total Shares held(b)
									Class Equity (One share one vote)	Class eq. y	Total								
	(I)		(II)	(III)	(IV)	(V)	(VI) = (III)+(IV)+ (V)	(VII) As a % of (A+B+C2)	(VIII)	(IX)	(X)=(VI)+(IX) As a % of (A+B+C2)	(XI)	(XII)	(XIII)					
1	Indian																		
(a)	Individuals / Hindu Undivided Family																		
	Anurag Dalmia (HUF)	Promoter	1	572774	0	0	572774	0.6007	572774	0	572774	0.6007	0	0.6007	0	0.0000	0	0.0000	572774
	Anurag Dalmia	Promoter	1	110000	0	0	110000	0.1154	110000	0	110000	0.1154	0	0.1154	0	0.0000	0	0.0000	110000
	Neelabh Dalmia	Promoter	1	104500	0	0	104500	0.1096	104500	0	104500	0.1096	0	0.1096	0	0.0000	0	0.0000	104500
(b)	Central Government / State Government(s)		0	0	0	0	0	0.0000	0	0	0	0.0000	0	0.0000	0	0.0000	0	0.0000	0
(c)	Financial Institutions / Banks		0	0	0	0	0	0.0000	0	0	0	0.0000	0	0.0000	0	0.0000	0	0.0000	0
(d)	Any Other (Specify)											0.0000						0.0000	
	Bodies Corporate		31	11887636	0	0	11887636	12.4673	11887636	0	11887636	12.4673	0	12.4673	0	0.0000	0	0.0000	11887636
	Gems Commercial Company Limited	Promoter	1	2940207	0	0	2940207	3.0836	2940207	0	2940207	3.0836	0	3.0836	0	0.0000	0	0.0000	2940207
	Oval Investment Pvt Ltd	Promoter	1	2588848	0	0	2588848	2.7151	2588848	0	2588848	2.7151	0	2.7151	0	0.0000	0	0.0000	2588848
	Lhonak International Private Limited	Promoter	1	1365599	0	0	1365599	1.4322	1365599	0	1365599	1.4322	0	1.4322	0	0.0000	0	0.0000	1365599
	Hindustan Commercial Company Limited	Promoter	1	2944737	0	0	2944737	3.0883	2944737	0	2944737	3.0883	0	3.0883	0	0.0000	0	0.0000	2944737
	Carissa Investment Pvt Ltd	Promoter	1	481752	0	0	481752	0.5052	481752	0	481752	0.5052	0	0.5052	0	0.0000	0	0.0000	481752
	Golden Tobacco Limited	Promoter	1	16578	0	0	16578	0.0174	16578	0	16578	0.0174	0	0.0174	0	0.0000	0	0.0000	16578
	Harvatex Engineering And Processing Company Limited	Promoter	1	415723	0	0	415723	0.4360	415723	0	415723	0.4360	0	0.4360	0	0.0000	0	0.0000	415723
	Anurag Trading Leasing And Investment Company Pvt Ltd	Promoter	1	287200	0	0	287200	0.3012	287200	0	287200	0.3012	0	0.3012	0	0.0000	0	0.0000	287200
	WGF Financial Services Ltd	Promoter	1	378807	0	0	378807	0.3973	378807	0	378807	0.3973	0	0.3973	0	0.0000	0	0.0000	378807
	Dalmia Finance Ltd	Promoter	1	200244	0	0	200244	0.2100	200244	0	200244	0.2100	0	0.2100	0	0.0000	0	0.0000	200244
	Archana Trading And Investment Company Pvt. Ltd.	Promoter	1	132848	0	0	132848	0.1393	132848	0	132848	0.1393	0	0.1393	0	0.0000	0	0.0000	132848
	Bharatpur Investment Limited	Promoter	1	38842	0	0	38842	0.0407	38842	0	38842	0.0407	0	0.0407	0	0.0000	0	0.0000	38842
	Sanjay Trading Investment Company Private Limited	Promoter	1	29100	0	0	29100	0.0305	29100	0	29100	0.0305	0	0.0305	0	0.0000	0	0.0000	29100
	General Exports And Credits Limited	Promoter	1	17000	0	0	17000	0.0178	17000	0	17000	0.0178	0	0.0178	0	0.0000	0	0.0000	17000
	Pashupatinath Commercial Pvt. Ltd.	Promoter	1	15000	0	0	15000	0.0157	15000	0	15000	0.0157	0	0.0157	0	0.0000	0	0.0000	15000
	Sovereign Commercial Pvt.Ltd.	Promoter	1	6000	0	0	6000	0.0063	6000	0	6000	0.0063	0	0.0063	0	0.0000	0	0.0000	6000



	Dalmia Housing Finance Ltd	Promoter	1	5707	0	0	5707	0.0060	5707	0	5707	0.0060	0	0.0060	0	0.0000	0	0.0000	5707
	Trishul Commercial Pvt. Ltd	Promoter	1	5100	0	0	5100	0.0053	5100	0	5100	0.0053	0	0.0053	0	0.0000	0	0.0000	5100
	Swastik Commercial Pvt.Ltd	Promoter	1	3700	0	0	3700	0.0039	3700	0	3700	0.0039	0	0.0039	0	0.0000	0	0.0000	3700
	Alankar Commercial Private Limited	Promoter	1	2600	0	0	2600	0.0027	2600	0	2600	0.0027	0	0.0027	0	0.0000	0	0.0000	2600
	Ricklunsford Trade And Industrial Investment Ltd	Promoter	1	1960	0	0	1960	0.0021	1960	0	1960	0.0021	0	0.0021	0	0.0000	0	0.0000	1960
	Chirawa Investment Limited	Promoter	1	1860	0	0	1860	0.0020	1860	0	1860	0.0020	0	0.0020	0	0.0000	0	0.0000	1860
	Lakshmi Vishnu Investment Limited	Promoter	1	1860	0	0	1860	0.0020	1860	0	1860	0.0020	0	0.0020	0	0.0000	0	0.0000	1860
	Mourya Finance Limited	Promoter	1	1860	0	0	1860	0.0020	1860	0	1860	0.0020	0	0.0020	0	0.0000	0	0.0000	1860
	Sikar Investment Company Limited	Promoter	1	1800	0	0	1800	0.0019	1800	0	1800	0.0019	0	0.0019	0	0.0000	0	0.0000	1800
	Antarctica Investment Pvt Ltd	Promoter	1	768	0	0	768	0.0008	768	0	768	0.0008	0	0.0008	0	0.0000	0	0.0000	768
	Comosum Investment Pvt Ltd	Promoter	1	701	0	0	701	0.0007	701	0	701	0.0007	0	0.0007	0	0.0000	0	0.0000	701
	Lovely Investment Pvt Ltd	Promoter	1	645	0	0	645	0.0007	645	0	645	0.0007	0	0.0007	0	0.0000	0	0.0000	645
	Altar Investment Pvt Ltd	Promoter	1	318	0	0	318	0.0003	318	0	318	0.0003	0	0.0003	0	0.0000	0	0.0000	318
	Iiac Investment Private Limited	Promoter	1	217	0	0	217	0.0002	217	0	217	0.0002	0	0.0002	0	0.0000	0	0.0000	217
	Dear Investment Pvt Ltd	Promoter	1	55	0	0	55	0.0001	55	0	55	0.0001	0	0.0001	0	0.0000	0	0.0000	55
	Trust		1	5000	0	0	5000	0.0052	5000	0	5000	0.0052	0	0.0052	0	0.0000	0	0.0000	5000
	Ram Krishna Dalmia Foundation	Promoter Group	1	5000	0	0	5000	0.0052	5000	0	5000	0.0052	0	0.0052	0	0.0000	0	0.0000	5000
	Sub Total (A)(1)		35	12679910	0	0	12679910	13.2982	12679910	0	12679910	13.2982	0	13.2982	0	0.0000	0	0.0000	12679910
2	Foreign							0.0000						0.0000				0.0000	
(a)	Individuals (Non-Resident Individuals / Foreign Individuals)		0	0	0	0	0	0.0000	0	0	0	0.0000	0	0.0000	0	0.0000	0	0.0000	0
(b)	Government		0	0	0	0	0	0.0000	0	0	0	0.0000	0	0.0000	0	0.0000	0	0.0000	0
(c)	Institutions		0	0	0	0	0	0.0000	0	0	0	0.0000	0	0.0000	0	0.0000	0	0.0000	0
(d)	Foreign Portfolio Investor		0	0	0	0	0	0.0000	0	0	0	0.0000	0	0.0000	0	0.0000	0	0.0000	0
(e)	Any Other (Specify)							0.0000						0.0000				0.0000	
	Bodies Corporate		2	5507900	0	0	5507900	5.7765	5507900	0	5507900	5.7765	0	5.7765	0	0.0000	0	0.0000	5507900
	Banjax Limited		1	2789700	0	0	2789700	2.9257	2789700	0	2789700	2.9257	0	2.9257	0	0.0000	0	0.0000	2789700
	Hexabond Limited		1	2718200	0	0	2718200	2.8507	2718200	0	2718200	2.8507	0	2.8507	0	0.0000	0	0.0000	2718200
	Sub Total (A)(2)		2	5507900	0	0	5507900	5.7765	5507900	0	5507900	5.7765	0	5.7765	0	0.0000	0	0.0000	5507900
	Total Shareholding Of Promoter And Promoter Group (A)= (A)(1)+(A)(2)		37	18187810	0	0	18187810	19.0746	18187810	0	18187810	19.0746	0	19.0746	0	0.0000	0	0.0000	18187810

Details of Shares which remain unclaimed may be given here along with details such as number of shareholders, outstanding shares held in demat/unclaimed suspense account, voting rights which are frozen etc.

(1) PAN would not be displayed on website of Stock Exchange(s)

(2) The term 'Encumbrance' has the same meaning as assigned under regulation 28(3) of SEBI (Substantial Acquisition of Shares and Takeovers) Regulations, 2011.



GHCL Textiles Limited
Table III - Statement showing shareholding pattern of the Public shareholder (September 30, 2021)

Category	Category & Name of shareholders	Nos. of shareholders	No. of fully paid up equity shares held	No. of Partly paid-up equity shares held	No. of shares underlying Depository Receipts	Total nos. shares held	Shareholding as a % of total no. of shares (calculated as per SCRR, 1957)	Number of Voting Rights held in each class of securities			No. of Shares Underlying Outstanding convertible securities (including Warrants)	Shareholding, as a % assuming full conversion of convertible securities (as a percentage of diluted share capital)	Number of Locked in shares		Number of Shares pledged or otherwise encumbered		Number of equity shares held in dematerialised form	
								No of Voting Rights					Total as a % of (A+B+C)	No. (a)	As a % of total Shares held(b)	No. (a)		As a % of total Shares held(b)
								Class eg. Equity (one share one vote)	Class eg. y	Total								
(I)	(II)	(III)	(IV)	(V)	(VI)	(VII) = (IV)+(V)+ (VI)	(VIII) As a % of (A+B+C2)	(IX)			(X)	(XI) = (VII)+(X) As a % of (A+B+C2)	(XII)		(XIII)	(XIV)		
1	Institutions																	
(a)	Mutual Fund	9	14844064	0	0	14844064	15.5678	14844064	0	14844064	15.5678	0	15.5678	0	0.0000	N/A	N/A	14839964
	Dsp Small Cap Fund	1	8628513	0	0	8628513	9.0492	8628513	0	8628513	9.0492	0	9.0492	0	0.0000	N/A	N/A	8628513
	Franklin India Smaller Companies Fund	1	3786227	0	0	3786227	3.9708	3786227	0	3786227	3.9708	0	3.9708	0	0.0000	N/A	N/A	3786227
	Uti - Hybrid Equity Fund	1	1299715	0	0	1299715	1.3631	1299715	0	1299715	1.3631	0	1.3631	0	0.0000	N/A	N/A	1299715
(b)	Venture Capital Funds	0	0	0	0	0	0.0000	0	0	0	0.0000	0	0.0000	0	0.0000	N/A	N/A	0
(c)	Alternate Investment Funds	4	163186	0	0	163186	0.1711	163186	0	163186	0.1711	0	0.1711	0	0.0000	N/A	N/A	163186
(d)	Foreign Venture Capital Investors	0	0	0	0	0	0.0000	0	0	0	0.0000	0	0.0000	0	0.0000	N/A	N/A	0
(e)	Foreign Portfolio Investor - Corporate (including Foreign Institutional Investors)	98	15833652	0	0	15833652	16.6057	15833652	0	15833652	16.6057	0	16.6057	0	0.0000	N/A	N/A	15833152
	Ares Diversified	1	4665890	0	0	4665890	4.8934	4665890	0	4665890	4.8934	0	4.8934	0	0.0000	N/A	N/A	4665890
	Elm Park Fund Limited	1	985000	0	0	985000	1.0330	985000	0	985000	1.0330	0	1.0330	0	0.0000	N/A	N/A	985000
	Eos Multi Strategy Fund Ltd	1	2946484	0	0	2946484	3.0902	2946484	0	2946484	3.0902	0	2.8519	0	0.0000	N/A	N/A	2946484
(f)	Financial Institutions / Banks	10	11404	0	0	11404	0.0120	11404	0	11404	0.0120	0	0.0120	0	0.0000	N/A	N/A	200
(g)	Insurance Companies	1	3565848	0	0	3565848	3.7397	3565848	0	3565848	3.7397	0	3.7397	0	0.0000	N/A	N/A	3565848
	Life Insurance Corporation Of India	1	3565848	0	0	3565848	3.7397	3565848	0	3565848	3.7397	0	3.7397	0	0.0000	N/A	N/A	3565848
(h)	Provident Funds/ Pension Funds	0	0	0	0	0	0.0000	0	0	0	0.0000	0	0.0000	0	0.0000	N/A	N/A	0
(i)	Any Other (Specify)	0	0	0	0	0	0.0000	0	0	0	0.0000	0	0.0000	0	0.0000	N/A	N/A	0
	Sub Total (B)(1)	122	34418154	0	0	34418154	36.0964	34418154	0	34418154	36.0964	0	36.0964	0	0	N/A	N/A	34402350
2	Central Government/ State Government(s)	1	19	0	0	19	0.0000	19	0	19	0.0000	0	0.0000	0	0.0000	N/A	N/A	19
	Sub Total (B)(2)	1	19	0	0	19	0.0000	19	0	19	0.0000	0	0.0000	0	0.0000	N/A	N/A	19
3	Non-Institutions						0.0000				0.0000							
(a)	Individuals						0.0000				0.0000							
	i. Individual shareholders holding nominal share capital up to Rs. 2 lakhs.	65978	16115482	0	0	16115482	16.9013	16115482	0	16115482	16.9013	0	16.9013	0	0.0000	N/A	N/A	14648497
	ii. Individual shareholders holding nominal share capital in excess of Rs. 2 lakhs.	109	6000338	0	0	6000338	6.2929	6000338	0	6000338	6.2929	0	6.2929	0	0.0000	N/A	N/A	6000338
	Shantaben Karsanbhai Patel	1	1017000	0	0	1017000	1.0666	1017000	0	1017000	1.0666	0	1.0666	0	0.0000	N/A	N/A	1017000
(b)	NBFCs registered with RBI	2	44120	0	0	44120	0.0463	44120	0	44120	0.0463	0	0.0463	0	0.0000	N/A	N/A	44120



(c)	Employee Trusts		0	0	0	0	0.0000	0	0	0	0.0000	0	0.0000	0	0.0000	N/A	N/A	0
(d)	Overseas Depositories(holding DRs) (balancing figure)	0	0	0	0	0	0.0000	0	0	0	0.0000	0	0.0000	0	0.0000	N/A	N/A	0
(e)	Any Other (Specify)	4392	20584863	0	0	20584863	21.5886	20584863	0	20584863	21.5886	0	21.5886	0	0.0000	N/A	N/A	19788870
	IEPF	1	947205	0	0	947205	0.9934	947205	0	947205	0.9934	0	0.9934	0	0.0000	N/A	N/A	947205
	Trusts	4	468277	0	0	468277	0.4911	468277	0	468277	0.4911	0	0.4911	0	0.0000	N/A	N/A	468277
	Hindu Undivided Family	1297	1027420	0	0	1027420	1.0775	1027420	0	1027420	1.0775	0	1.0775	0	0.0000	N/A	N/A	1026720
	Foreign Companies	1	500	0	0	500	0.0005	500	0	500	0.0005	0	0.0005	0	0.0000	N/A	N/A	0
	Non Resident Indians (Non Repat)	473	257703	0	0	257703	0.2703	257703	0	257703	0.2703	0	0.2703	0	0.0000	N/A	N/A	253854
	Non Resident Indians (Repat)	1794	1266582	0	0	1266582	1.3283	1266582	0	1266582	1.3283	0	1.3283	0	0.0000	N/A	N/A	550808
	Other Directors & Relatives	5	575100	0	0	575100	0.6031	575100	0	575100	0.6031	0	0.6031	0	0.0000	N/A	N/A	575090
	Body Corporate-Ltd Liability- Partnership-DR	39	1309688	0	0	1309688	1.3735	1309688		1309688	1.3735	0	1.3735	0	0.0000	N/A	N/A	1309688
	Clearing Member	134	389952	0	0	389952	0.4090	389952	0	389952	0.4090	0	0.4090	0	0.0000	N/A	N/A	389952
	Bodies Corporate	644	14342436	0	0	14342436	15.0418	14342436	0	14342436	15.0418	0	15.0418	0	0.0000	N/A	N/A	14267366
	Aarkay Investments Pvt. Ltd.	1	2000000	0	0	2000000	2.0975	2000000	0	2000000	2.0975	0	2.0975	0	0.0000	N/A	N/A	2000000
	J.P. Financial Services Pvt Ltd	1	1996938	0	0	1996938	2.0943	1996938	0	1996938	2.0943	0	2.0943	0	0.0000	N/A	N/A	1996938
	Noble Communications Pvt Ltd	1	1967430	0	0	1967430	2.0634	1967430	0	1967430	2.0634	0	2.0634	0	0.0000	N/A	N/A	1967430
	Varanasi Commercial Ltd.	1	1475000	0	0	1475000	1.5469	1475000	0	1475000	1.5469	0	1.5469	0	0.0000	N/A	N/A	1475000
	Sub Total (B)(3)	70481	42744803	0	0	42744803	44.8290	42744803	0	42744803	44.8290	0	44.8290	0	0.0000	N/A	N/A	40481825
	Total Public Shareholding (B)= (B)(1)+(B)(2)+(B)(3)	70604	77162976	0	0	77162976	80.9254	77162976	0	77162976	80.9254	0	80.9254	0	0.0000	N/A	N/A	74884194

Details of the shareholders acting as persons in Concert including their Shareholding (No. and %).

Details of Shares which remain unclaimed may be given hear along with details such as number of shareholders, outstanding shares held in demat/unclaimed suspense account, voting rights which are frozen etc.

Note:

(1) PAN would not be displayed on website of Stock Exchange(s).

(2) The above format needs to be disclosed along with the name of following persons:

Institutions/Non Institutions holding more than 1% of total number of shares

(3) W.r.t. the information pertaining to Depository Receipts, the same may be disclosed in the respective columns to the extent information available and the balance to be disclosed as held by custodian.



Handwritten signature in blue ink.

GHCL Textiles Limited
Table IV - Statement showing shareholding pattern of the Non Promoter- Non Public shareholder (September 30, 2021)

Category	Category & Name of shareholders	PAN	Nos. of shareholders	No. of fully paid up equity shares held	No. of Partly paid-up equity shares held	No. of shares underlying Depository Receipts	Total nos. shares held	Shareholding as a % of total no. of shares (calculated as per SCRR, 1957)	Number of Voting Rights held in each class of securities			No. of Shares Underlying Outstanding convertible securities (including Warrants)	Shareholding, as a % assuming full conversion of convertible securities (as a percentage of diluted share capital)	Number of Locked in shares		Number of Shares pledged or otherwise encumbered		Number of equity shares held in dematerialised form	
									No of Voting Rights					Total as a % of (A+B+C)	No. (a)	As a % of total Shares held(b)	No. (a)		As a % of total Shares held(b)
									Class eg: X	Class eg: y	Total								
	(I)	(II)	(III)	(IV)	(V)	(VI)	(VII) = (IV)+(V)+(VI)	(VIII) As a % of (A+B+C2)	(IX)			(X)	(XI) = (VII)+(X) As a % of (A+B+C2)	(XII)		(XIII)		(XIV)	
1	Custodian/DR Holder		0	0	0	0	0	0.0000	0	0	0	0.0000	0	0.0000	0	0.0000	0	0.0000	0
2	Employee Benefit Trust (under SEBI (Share based Employee Benefit) Regulations, 2014)		0	0	0	0	0	0.0000	0	0	0	0.0000	0	0.0000	0	0.0000	0	0.0000	0
	Total Non-Promoter- Non Public Shareholding (C)= (C)(1)+(C)(2)		0	0	0	0	0	0.0000	0	0	0	0.0000	0	0.0000	0	0.0000	0	0.0000	0

Note:

(1) PAN would not be displayed on website of Stock Exchange(s).

(2) The above format needs to disclose name of all holders holding more than 1% of total number of shares

(3) W.r.t. the information pertaining to Depository Receipts, the same may be disclosed in the respective columns to the extent information available



Table V - Details of Significant Beneficial Ownership as specified by the listed entity under Form No. BEN-2 as submitted to the Registrar (September 30, 2021)

S. No.	Name	PAN	Passport No. in case of foreign national	Nationality	Details of holding/ exercise of right of the SBO in the reporting company, whether direct or indirect*					Date of creation/acquisition of significant beneficial interest
					Shares	Voting Rights	Rights on distributable dividend or any other distribution	Exercise of control	Exercise of significant influence	
1										
2	Not Applicable									
3										

Note: If PAN is not applicable, kindly put dummy PAN ("ZZZZZ9999Z") and provide reason for the same in remark column.

* In case the nature of the holding/ exercise of the right of a SBO falls under multiple categories specified under (a) to (e) under Column III, multiple rows for the same SBO shall be inserted accordingly for each of the categories.

#This column shall have the details as specified by the listed entity under Form No. BEN-2 as submitted to the Registrar.

For GHCL Textiles Limited

Abhishek Chaturvedi
 Authorised signatory

